


LamaPLC: XY_MOS: MOS FET Drive Module 400W Support PWM Controller

High-performance MOSFET field-effect switch driver module with PWM control for electronic switching applications. Uses an imported dual MOSFET transistor with high power and parallel active output, offering lower resistance, higher current capacity, and reliable performance.



Supports perfect PWM signals: the PWM controller accepts signals from 0 to 20 kHz. This motor control module supports a wide input voltage range (**5-36 V DC**) and is suitable for use in various high-power devices.

Applications include motors, light bulbs, LED light strips, micro water pumps, and more.



Specification	Data
Signal input range	3,3 V .. 20 V
Power supply	5 V .. 36 V
PWM signal frequency	0 .. 20 kHz
Continuous current at room temperature	15 A
Maximum current	30 A
Maximum power	400 W
Power supply	4.3 .. 5.2 V
Operating temperature	-40 .. 85 °C




If you'd like to support the development of the site with the price of a coffee — or a few — [please do so here](#).

Here's a handy tip: you can quickly save this page as a PDF by clicking "export to PDF" in the menu on the right side of the screen.

2026/02/14 23:38

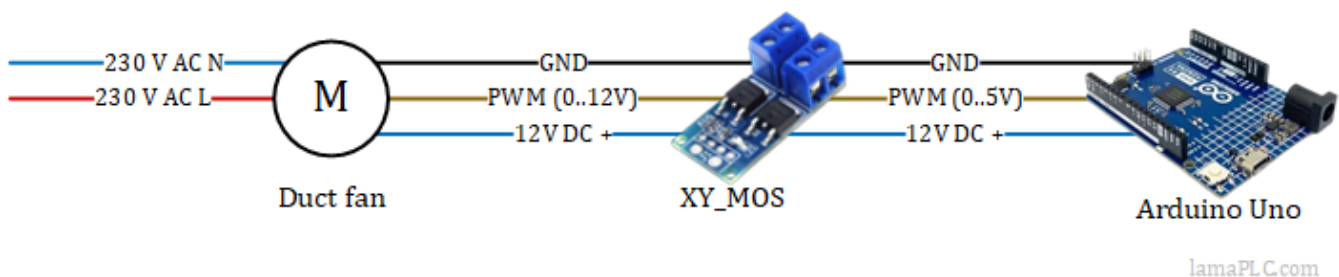
Application

Duct fans are often used in building automation systems, such as for ventilation and heating. These fans are typically suitable for PWM control because they have a speed controller.



In these setups, the PWM supply voltage comes from the motor (shown by the blue-black wire in the diagram below), while the PWM signal is received on the brown wire. The Arduino operates at a 0-5 V signal level; in this case, the XY_MOS signal converter can be used to match the two signal levels. Pay attention to this aspect:

- Do not connect more than 5V to the Arduino PIN output, as it can cause damage.
- For the Arduino PWM output, select a pin that is suitable for controlling PWM signals (~ indicates these pins).



[XY MOS](#), [mosfet](#), [PWM](#), [converter](#), [modul](#), [Arduino](#)

This page has been accessed for: Today: 2, Until now: 4

From: <https://www.lamaplc.de/> - lamaPLC

Permanent link: https://www.lamaplc.de/doku.php?id=sensor:xy_mos

Last update: **2026/04/21 20:47**

